

Comparative Analysis of Cable Stayed Bridge and Girder Bridge Considering Seismic Forces and I.R.C. Loading Using SAP2000

Sourabh Verma¹, Pradeep Kumar Nirmal², Lokesh Singh³

P.G. Scholar¹, Associate Professor², Assistant Professor³

Department of Civil Engineering, RSR Rungta College of Engineering and Technology, Bhilai, Chattisgarh, India

Article Info

March-April-2022

Publication Issue :

Volume 6, Issue 2

Page Number : 138-144

Article History

Accepted : 05 March 2022

Published : 25 March 2022

ABSTRACT

A bridge is a structure which is built over some physical obstacles such as a body of water, valley, road and railway, its purpose is to provide crossing over that obstacle. Numerous bridges are in exist namely Arch Bridge, Girder Bridge, Suspension bridge, Cable stayed Bridge, etc. Design of bridges varies depending on the function of the bridge, the nature of the terrain where the bridge is constructed and anchored, the funds available to build it. Structural analysis is a process to analyze a structural system to predict its responses and behaviour by using physical laws and mathematical equations.

The main objective of structural analysis is to determine internal forces, stresses and deformation of structure under various load effects.

In the present study, Girder Bridge and Cable stayed bridge are modelled and comparative analysis is carried out for dynamically loading conditions. A comparison is made between the bridges for dead load, live load and combined load.

Keywords : Structural Analysis, Bridge, seismic, vehicular load, sap2000

I. INTRODUCTION

A bridge is a structure built to span a physical obstacle, such as a body of water, valley, or road, without closing the way underneath. It is constructed for the purpose of providing passage over the obstacle, usually something that is otherwise difficult or impossible to cross. There are many different designs that each serve a particular purpose and apply to different situations. Designs of bridges vary depending on the function of the bridge, the nature of

the terrain where the bridge is constructed and anchored, the material used to make it, and the funds available to build it.



Fig 1 : Old Bridge structure

Girder Bridge:

In Girder Bridge the deck slab is supported by means of girders. The girder may be of rolled steel girder or plate girder or box girder. In case of Girder Bridge, the deck slab is supported by means of girders. The girder may be of rolled steel girder or plate girder or box girder. Load coming from the deck are taken by girder and transferred them to the piers and abutments. A beam may be made of concrete or steel. Many shorter bridges, especially in rural areas where they may be exposed to water overtopping and corrosion, utilize concrete box beams. The term "girder" is typically used to refer to a steel beam. In a beam or girder bridge, the beams themselves are the primary support for the deck, and are responsible for transferring the load down to the foundation. Material type, shape, and weight all affect how much weight a beam can hold. Due to the properties of inertia, the height of a girder is the most significant factor to affect its load capacity. Longer spans, more traffic, or wider spacing of the beams will all directly result in a deeper beam. In truss and arch-style bridges, the girders are still the main support for the deck, but the load is transferred through the truss or arch to the foundation.



Fig 2: Girder bridge

Cable Stayed Bridge:

A cable-stayed bridge has one or more towers (or pylons), from which cables support the bridge deck. A

distinctive feature is the cables which run directly from the tower to the deck, normally forming a fan-like pattern or a series of parallel lines. This is in contrast to the modern suspension bridge, where the cables supporting the deck are suspended vertically from the main cable, anchored at both ends of the bridge and running between the towers. The cable-stayed bridge is optimal for spans longer than cantilever bridges and shorter than suspension bridges. This is the range where cantilever bridges would rapidly grow heavier if the span were lengthened, while suspension bridge cabling would not be more economical if the span were shortened.



Fig 3 : Cable stayed bridge

Objectives of the Study

- To understand The Behavior of Girder and cable stayed bridge under vehicular loading.
- To determine the effect of seismic loading over long span bridge structures.
- To perform Analysis of the structure considering vehicular and lateral loading using SAP2000.
- To perform stability check and cost analysis of both the structures.

II. LITERATURE REVIEW

Khawaja Ali et.al (2021) the examination paper introduced a correlation of link remained and extradosed spans dependent on the security appraisal of their visit links completed on the wellbeing

variables of stay links under exhaustion and extreme breaking point states by thinking about the impacts of different untoward and harming factors, for example, over-burdening, link misfortune, and erosion. The essential objective of the exploration was to depict the primary incongruities between the two kinds of extensions and assess their underlying redundancies by utilizing deterministic and non-deterministic strategies. To accomplish this objective, three-dimensional limited component models of the two extensions were created dependent on the current plan rules for stay links in Japan. After the reasonable conditions of the extension models were accomplished, static examinations were performed for various wellbeing elements of stay links in a parametric way. At long last, the main request unwavering quality strategy and Monte Carlo technique were applied to decide the dependability list of stay links.

The investigation results show that link remained and extradosed spans display diverse primary redundancies for various security factors under similar stacking conditions. Additionally, a huge expansion in underlying excess happens with a steady expansion in the safety variables of stay cables.

Priyanka Rajput et.al (2020) the research paper conducted comparative study of cable stayed bridge using SAP2000 software and the material of deck girder of bridges was changed and comparison was done on the basis of shear force, bending moment, torsion, bending stress of girders with concrete and steel and prestressed girder of same span and same loading conditions. Economic aspect of cable stayed bridge with concrete steel and prestressed deck girder was even further investigated. Maximum stresses, shear forces, bending moment was compared for 120.0m span concrete, steel and prestressed bridge girder. Concrete deck girder M 60 grade of concrete was used in design of cable stayed bridge and for design of steel girder bridges FE 500 was used in design of cable stayed bridge. Different combination

of dead, live, earthquake and prestressing are taken into account in all the models of cable stayed bridge design.

The results stated that forces in steel girder are lesser than prestressed and concrete deck girder in cable stayed bridge. The moment and shear for concrete are more than steel and prestressed deck girder cable stayed bridge. Svm of prestressed deck girder was more than steel and concrete deck girders and Torsion is also more in concrete deck bridges than steel and prestressed bridges. Hence, results concluded that steel girders are more efficient than prestressed and concrete deck girders for the same span and loading conditions which we analyze through sap software.

III. METHODOLOGY

Here comparative examination was done one a cable stayed bridge and girder bridge on a with three unique ranges is shown in the examination program SAP 2000 in which joints interface is checked and improved, and IRC Class AA and seismic load are considered.

Two cases have been considered for near examination

- I. Girder Bridge
- II. Cable Stayed Bridge

The accompanying two cases must be examined and contrasted with set up a near report

- a. Planning of calculation and sectional properties in SAP 2000.
 - b. Relegating sections according to Indian standard steel.
 - c. Allotting loads as IRC Class AA and seismic Provisions.
 - d. Arrangement of results and post-processing outputs.
- Following steps are considered for completion of this project are as follows:

Step 1: Selection of the math of the superstructure by utilizing an organized framework in SAP 2000 or plot over the AUTO CAD, which can be imported in SAP 2000 according to the element of the support, c/c separation of joints, and no of interfacing membrane.

Step 2: Bridge models with same ranges were set up of similar measurement and same loading Conditions according to Indian Road Congress Class AA and seismic loading condition. Comparative analysis of two bridges are considered in the study with a length and width of 300 meters and 7.5 meter. Fixed support are placed at the bottom of both the cases and in case of Cable stayed bridge, the cable diameter was considered as 600mm, which incorporate check width material property of the structure according to Indian areas.

The two cases considered in the investigation are as per the following :

A. Girder Bridge with Span 300m.

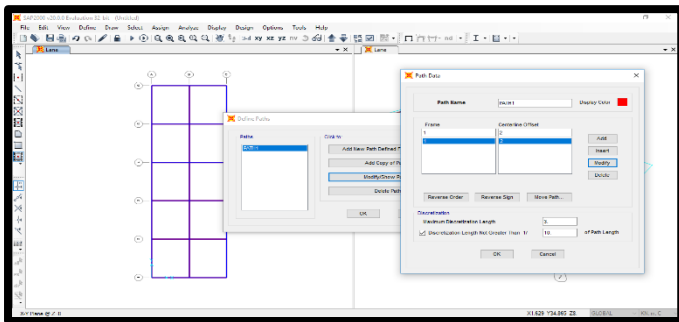


Fig 4. Modelling of Girder Bridge

B. Cable Stayed Bridge with span 300.

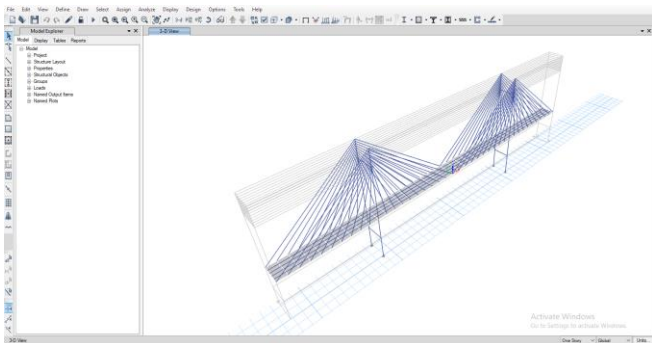


Fig 5. Modelling of Cable Stayed Bridge

Step 3: Apply the area and material property to the models structured in the progression above, after that help condition has been considered at the bearing areas of the superstructure.

Step 4: Assigning support condition at the bottom of pier at the abutment.

Step 5: Defining Vehicle Load design

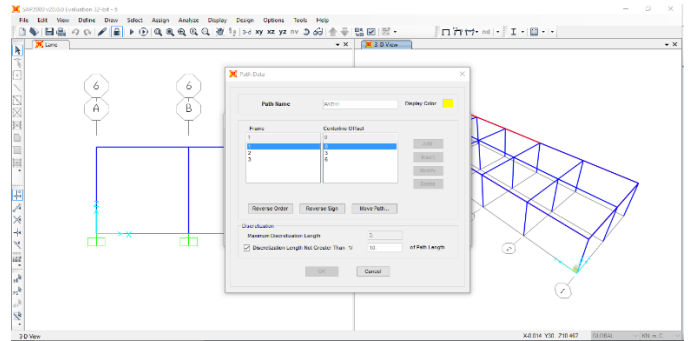


Fig 6. Path Data

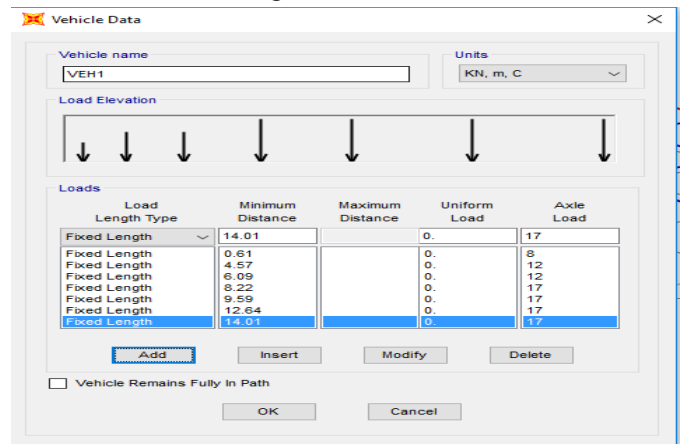


Fig 7. Vehicular Data

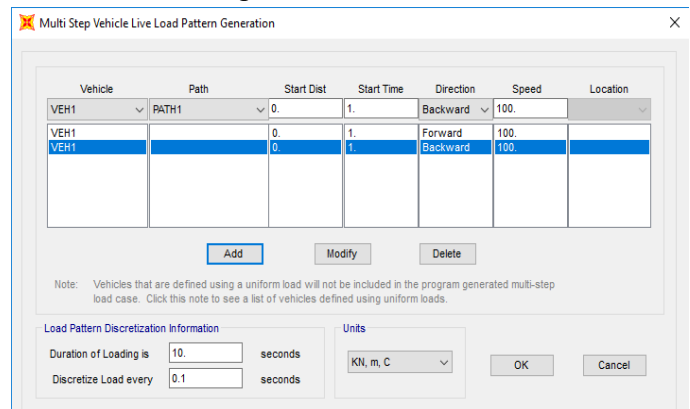


Fig 8. Defining load Pattern

Step 6: This step fragmented the results based on deflection

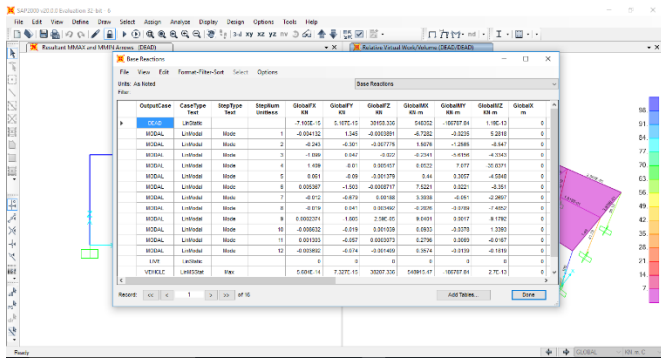


Fig 9. Result calculation in SAP 2000.

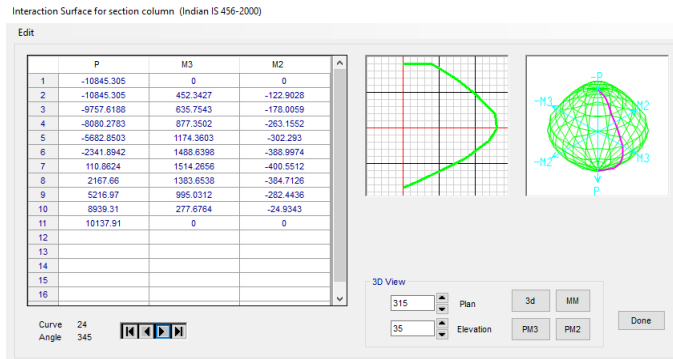


Fig 10. Deflection in walls due to IRC loading
Step 7: After optimization process comparative results are drawn in all cases to determine the best one with the help of graph using M.S. Excel.

Table 1 Structural Data

S.no	Description	Values
1	Bridge length	300 meter
2	Bridge width	7.5 meter
3	No. of lanes	Two
4	Carriageway length	6.25 meter
5	Slab thickness	1.5 meter
6	Pier height	4.5 m
7	Size of Girder	650 x 800 mm
8	Size of Pier	1.0 x 1.2 m
9	Support section	Fixed
10	Cable Diameter	600 mm

Table 2 Properties of material

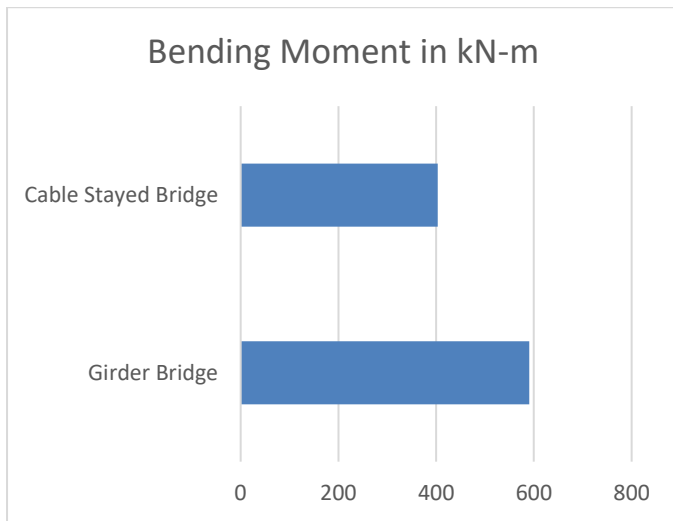
S. no	Description	Values
1	Material property	Values
2	Grade of concrete	M-40
3	Young's modulus of concrete, E_c	2.17×10^4 N/mm ²
4	Poisson ratio	0.17
5	Tensile Strength, Ultimate steel	500 MPa
6	Tensile Strength, Yield steel	250 MPa
7	Elongation at Break steel	70%
8	Foam concrete	24.5 MPa
9	Hinges (tendons)	Fe 500
10	Jacketing tension strength	10 kN

Loads on bridge

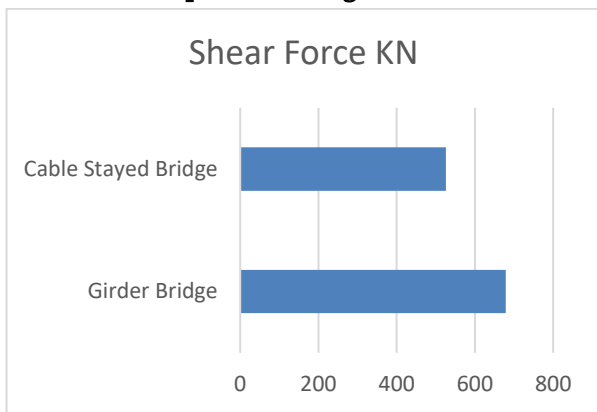
There are various loads that act up on the bridges and are considered for computing purpose. The information on loads discussed below is taken from IRC:6-2017.

1. Dead Load
2. Live Load (Vehicular as per I.R.C class AA)
3. Seismic Load.

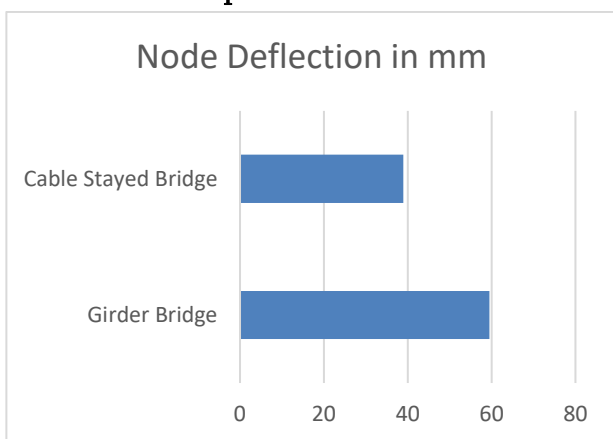
IV. Analysis Results



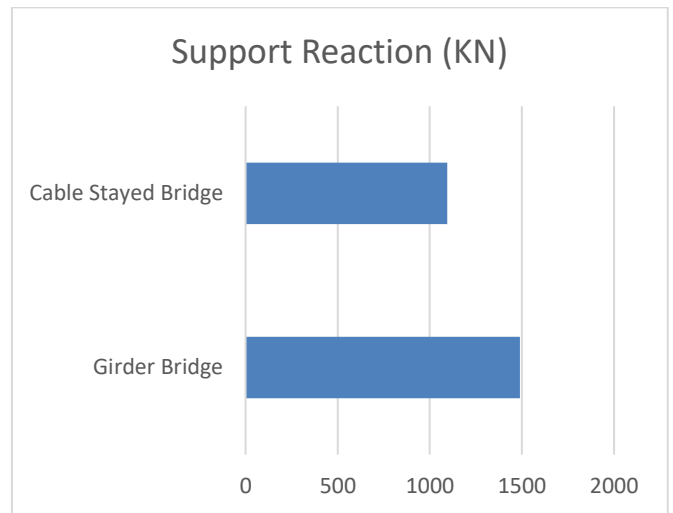
Graph 1: Bending moment



Graph 2 : Shear Force



Graph 3: Deflection



Graph 4: Support reaction

Cost Analysis

Table 3: Cost Analysis

Concrete			
S.no.	concrete volume in cu.m	S.O.R rates	Total cost of concrete
Girder Bridge	855.5	4200	3593352
Cable Stayed Bridge	780.76	4500	3513420

V. CONCLUSION

The comparative analysis of the two bridges considered in the study concluded that,

- In this comparative analysis it is clearly stated that Cable Stayed bridge is more stable in resisting load.
- In this study Hydraulic calculation is determined using topography sheet available as per Indian standard using dickens formulae.
- It is concluded that in terms of Bending moment Cable Stayed bridge is comparatively 31% more economical and stable than girder bridge.
- It is observed that unbalanced forces at deck (shear force) is resisting in cable stayed bridge

whereas in girder bridge un-stability is observed.

- In terms of cost analysis, Cable Stayed Bridge results in economical section also rate analysis of both can show the Variation in cost of both.
- It is observed in this study that reaction at support in Cable stayed bridge is comparatively low as compared to Girder bridge which state that stresses are properly distributed in Cable stayed bridge Case.

VI. REFERENCES

- [1]. Khawaja Ali, Hiroshi Katsuchi and Hitoshi Yamada, [Comparative Study on Structural Redundancy of Cable-Stayed and Extradosed Bridges Through Safety Assessment of Their Stay Cables], *Engineering* 7 (2021) 111–123.
- [2]. Priyanka Rajput , Nikita Thora, Monika Pagare and Raj Joshi, [Comparative Study of Economical Design Aspect of cable stayed Bridge with concrete , Steel, and prestressed deck girder using sap software], *International Journal of Advanced Science and Technology* Vol. 29, No. 8s, (2020), pp. 4740-4753.
- [3]. Puneet Garg and Rajesh Chaturvedi, [Analysis of Cable Stayed Bridge for Different Structural Model], *International Journal of Engineering Research & Technology (IJERT)*, ISSN: 2278-0181, Vol. 8 Issue 07, July-2019.
- [4]. Kumudbandhu Poddar and Dr. T. Rahman, [Comparative Study of Cable Stayed, Suspension and Composite Bridge], *International Journal of Innovative Research in Science, Engineering and Technology*, Vol. 4, Issue 9, September 2015.
- [5]. Heemika Upadhyay and Pradeep Pandey, [Comparative Study on Super Structure of Box Girder Bridge and Cable Stayedbridge with Extra Dosed Bridge], *International Journal of Engineering Science Invention (IJESI)*, Volume 7 Issue 5 Ver. II || May 2018 || PP 21-26.
- [6]. Mycherla Chaitanya, M. Ramakrishna, G. Praneeth Surya, P. Tarun kumar, A. Raviteja and S. Divya, [Modelling & Comparative Analysis of Cable Stayed & Girder Bridges using SAP2000], *International Journal for Research in Applied Science & Engineering Technology (IJRASET)* ISSN: 2321-9653, Volume 6 Issue II, February 2018.
- [7]. Sagar Maske and M. M. Magdum, [A COMPARATIVE STUDY OF PROGRESSIVE COLLAPSE OF CABLE-STAYED BRIDGE USING SAP 2000], *INTERNATIONAL JOURNAL OF CURRENT ENGINEERING AND SCIENTIFIC RESEARCH (IJCESR)*, VOLUME-4, ISSUE-7, 2017.
- [8]. Pampana Geetha Ramesh and Dr. P. V. Surya Prakash, [Comparative Study on Concrete Box Girder (Single & Double Cells) Bridges Using Finite Element Method], *International Journal of Science and Research (IJSR)*, Volume 7 Issue 6, June 2018.
- [9]. Joseph Vianny X, Vimala S and Swathini S, [Behavior of Asymmetric Cable Stayed Bridge for Long Span], *International Journal of Innovative Technology and Exploring Engineering (IJITEE)* ISSN: 2278-3075, Volume-9 Issue-7, May 2020.

Cite this article as :

Sourabh Verma, Pradeep Kumar Nirmal, Lokesh Singh, "Comparative Analysis of Cable Stayed Bridge and Girder Bridge Considering Seismic Forces and I.R.C. Loading Using SAP2000", *International Journal of Scientific Research in Civil Engineering (IJSRCE)*, ISSN : 2456-6667, Volume 6 Issue 2, pp. 138-144, March-April 2022.

URL : <https://ijsrce.com/IJSRCE226212>