

Waste Plastic Material for Concrete Pavement

Vijay Rohilla

Civil Engineering Department, Mahavir Swami Institute of Technology, Affiliated to GGSIPU, Jagdishpur,
Sonapat, Haryana, India

ABSTRACT

The potential of recycled waste polymeric materials as a substitute for aggregates in concrete has been investigated in the study. Two different types of waste polymer, namely polyurethane formaldehyde (PUF) based packaging waste and high density polyethylene (HDPE) were recycled and used in the experiment. Concrete and masonry poly block specimens were prepared using recycled polymer materials, and test specimens were characterized. The effects of waste polymer materials on the mechanical, physical and morphological properties of concrete and poly blocks have been investigated. The result shows that the inclusion of waste polymer materials decreases density, porosity and water absorption of concrete and poly blocks significantly. Polyurethane formaldehyde (PUF) based block exhibited lower density than that of HDPE-based concrete. Due to exceptionally low density, recycled polymer modified blocks and concrete can be used in non-load bearing structures, floating structures and where lightweight materials recommended.

Keywords : Waste Polymer, Recycling, Concrete, Masonry Poly Block, Porosity

I. INTRODUCTION

The rapid urbanization and industrialization all over the world has resulted in large deposition of waste polymer materials. The world's annual consumption of plastic materials has increased from around 5 million tons in the 1950s to nearly 100 million tons in 2001¹. The annual plastic consumption in the United States is more than 11 million tons and 80% of the post-consumer plastics are sent to landfills, 8 % is incinerated and only 7% is recycled while, in UK, the amount of plastic waste generated was about 3 million tons in 2001 of which, only 7 % was recycled.

In the Dhaka city corporation area, about 3,315 tons of solid waste had been generated per day during 2005, of which 4.15% was composed of plastic materials². As such, 50,214 tons of plastic waste was disposed in the city at the rate of 137.57 tons/day. The report indicates that plastic waste generation

increases at the rate of 10.43% per year in the amount of plastic waste.

Plastic waste materials consist of surplus, obsolete, broken, old plastic furniture, different household plastic materials, equipments, anti-static packaging materials and devices made of plastic. These polymer wastes are almost non-degradable in the natural environment even after a long period of exposure. In Bangladesh, however, some amount of polymer wastes have been recycled to use for making toys but huge amount of Polymer wastes are still abandoned and not recycled, which causes serious problems such as clogging in drainage system, land infertility, wastage of resources and environmental pollution. Slow degradation in the natural environment may be an undesired property of this waste material from environmental view point, but It may appear to be valuable property as construction material. Inclusion of polymer waste in concrete can be a proper utilization of this valuable property. Thus, utilization

of waste polymer material in making concrete/mortar can be good solution to this environmental hazard. Several investigations have been carried out on the use of recycled waste polymer materials in concrete.

Most of the articles found in the literature deal with recycling of HDPE, low density polyethylene (LDPE), Polypropylene (PP) etc. But very few information is available regarding recycling of polyurethane formaldehyde (PUF) -based polymer wastes and its use as construction materials. In view of this, HDPE- and PUF-based polymer materials have been recycled and used as aggregates partially replacing conventional aggregates in the preparation of concrete and poly blocks, and the effect of waste polymer materials on the mechanical and physical properties of concrete/poly blocks have been investigated in this study. The upper limit of the recycled waste polymer in the mould composition has also been determined.

II. Experimental

Specification of materials used in the study, recycling method of waste polymer, and test sample preparation has been discussed in the section.

Materials

The components of the concretes in this study were Portland cement, sand (fine aggregate) and coarse aggregates (stone chips and recycled waste plastic materials), while poly blocks were comprised of Portland cement, sand and PUF. Portland cement, stone chips and sand used in the experiment were collected from localities, and the waste plastics (HDPE and PUFbased polymer materials) used in this study had been procured from waste plastic wholesaler. Some of the basic properties of HDPE and PUF are presented in the Table 1. The particle size of the sand used as fine aggregate was in the range of 0.15-4.75 mm, while the stone chips used as coarse aggregate for concrete was in the range of 4.75-19

mm. The cement used in this study was a commercial ASTM type I ordinary Portland cement.

Table 1: Physical properties of waste plastic (HDPE) and poly bubble

Type	HDPE	PUF
Density (gm/cc)	0.96	0.013
Water absorption	0.10 %	0.20 %
Particle size	4-12 mm	4.0-8.5mm

Recycling of waste polymer

The post-consumer waste polymer materials had been collected, shredded and washed. Secondly, dried shredded materials were sieved. The particles of HDPE within the size-range of 4-12 mm were used as coarse aggregate. The particles of recycled PUF in the size range of 4.0-8.5 mm were used as the fine aggregate for the preparation of poly blocks and the particles with larger sizes than that were sent to the shredder for further size reduction.

Preparation of concrete / block specimens

For the preparation of concretes, cement: fine aggregates (sand): coarse aggregates (stone chips and HDPE) ratio of 1:2:4 in weight basis and water: cement ratio of 0.40:1 was used. The amounts of waste plastic (HDPE) added were 10%, 15%, 20% and 25% based on the weight of stone chips which are approximately equivalent to 10%, 15%, 20% and 25% of total volume of the sample. To prepare the fresh concrete, calculated amount of cement, sand, stone chips, waste plastic (HDPE) and water were mixed following a method and technique as prescribed by ASTM C 31-84. To examine the workability (or flow ability) of concrete, slump tests were done for the fresh concretes. The test procedure described in ASTM C 143-78 involved a cone shape mould, 203 mm in bottom diameter and 102 mm in top diameter. Then, the fresh concretes were cast into 152.4 mm cube moulds with vibration following the procedure

prescribed by ASTM, C31-84. The concrete specimens were separated out from the mould after 24 hours of moulding and kept in water for 7-28 days for curing.

For the masonry poly blocks, cement: sand: PUF ratio was 1:0.5:1-8.5 on volume basis. The composition of PUF was equivalent to 33-90% of total volume of the sample. Water: cement ratio was kept constant at 0.40:1. Portland cement, sand, poly bubble and water were mixed together following a method and technique as prescribed by ASTM C 31-84 and were cast into a mould of size 240mm×112mm×112mm to make masonry poly block.

III. METHODS

For the characterization of the concrete/ masonry poly block, the compressive strength of the specimens was determined as a representative parameter of the mechanical properties, density and water absorption were determined as the representative parameters of physical properties, and porosity was determined as the representative parameters of morphological properties.

1) Determination of water uptake of poly blocks

The masonry poly block samples of size 120mm×112mm×112mm were dried in an oven at 100 °C until a constant weight w_0 of the specimens was attained. Then the dried sample was immersed in water in a bowl at room temperature. At a predetermined time interval, the samples were taken out and the water adhered to the surfaced was wiped out by cloth and weighed. Then the sample was returned in the bowl. In the beginning, the measurement was done at an interval of 1 hour, and later on at large intervals. The equilibrium was reached in 48 hours.

The water absorption, A_t , at a given time t and the equilibrium water uptake, A_∞ , at $t \rightarrow \infty$ are calculated by the following formulae:

Where w_t is the weight of the wet sample at time t and w_∞ is the weight at equilibrium.

2) Measurement of compressive strength

The compressive strength of different concrete and poly blocks specimens were determined using a Universal Testing Machine (Model No. TIB/ M. C; Capacity: 300 ton). The specific compressive strength of the material is defined as the compressive strength per unit specific gravity.

IV. RESULTS & DISCUSSION

The effect of the recycled PUF and HDPE on the specific compressive strength of the poly blocks and the concrete is shown in the Fig. 1.

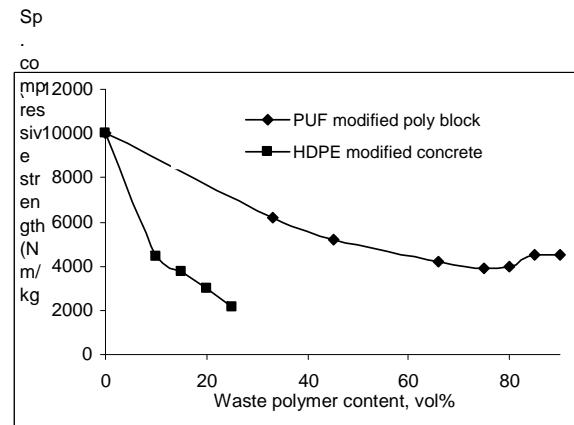


Fig. 1 : Dependence of recycled polymer materials (PUF and HDPE) content on the compressive strength of the poly block and concrete

Fig. 1 shows that the specific compressive strength of HDPE-modified concrete decreases sharply with the increase in the HDPE content in the composition. In case of masonry poly blocks, the sp. strength decreases with the PUF content up to 75 vol% of the sample, and shows slightly increasing trend beyond that. In fact, the

$$A_t = w_t/w_0 - 1 \text{ and } A_\infty = w_\infty/w_0 - 1 \quad (1)$$

addition of poly bubble results in the decrease in both the compressive strength and the density of poly blocks. The reduction of compressive strength of poly blocks might be due to either a poor bond between the cement paste and plastic aggregates or to the lower strength of the plastic aggregates.

It is found experimentally that the highest HDPE content that can be introduced in the concrete composition is 25 vol% and the highest introducible PUF content in poly blocks is 90 vol%. More than these amounts in respective compositions creates problem in mixing and bonding, and hence the study is made up to the 25 vol% of HDPE for concrete and 90 vol% of poly bubble for poly blocks.

Kumar and Prakash⁷ reported two times higher compressive strength using 5 wt% of waste plastic materials based on the total weight of the cement and the sand. To the contrary, Kumar et al.¹⁰ reported that the compressive, as well as tensile strength of concrete decreases with the use of waste plastics in concrete. Similarly, it is found 34%, 51% and 67% reduction in compressive strength for concrete containing 10%, 30% and 50% plastic aggregates. It is also found that reduction in compressive strength with the inclusion of recycled plastic.

Like most of the previous works, in this work also, the inclusion of waste polymer (both HDPE and PUF) is found to result in the decrease of compressive strength of concrete and masonry poly blocks (Fig.1). The rate of reduction in the compressive strength of the HDPE modified concrete is about 0.6 MPa per volume percent of HDPE added while; the rate of reduction in compressive strength of poly blocks is only 0.21 MPa per volume percent of Poly bubble added.

The density of the poly blocks decreases sharply with the PUF content as shown in the Fig. 2. The density of the poly blocks with 80 vol% of poly bubble content is low enough to make the blocks floatable in water. The density of HDPE- modified concrete also decreases with the increase in the HDPE content. But as HDPE is denser than the poly bubble, the HDPE modified concrete becomes heavier than the poly blocks. The reduction in the density of the poly blocks and the concrete is observed due to the lower unit weight property of the recycled plastic materials.

It is reported that the bulk density of concrete was reduced 2.5%, 6% and 13% for the concrete containing 10%, 30% and 50% plastic aggregates respectively. The rate of reduction in the density of the HDPE-based concrete as observed in the present work was 0.2% per volume percent of waste polymer and that of the poly blocks is 0.77 % per volume percentage of poly bubble content.

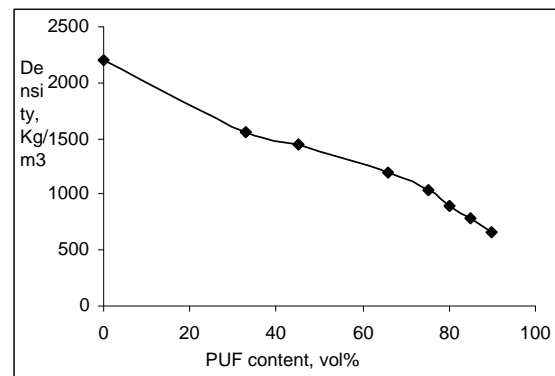


Fig. 2: Effect of PUF content on the density of the poly blocks

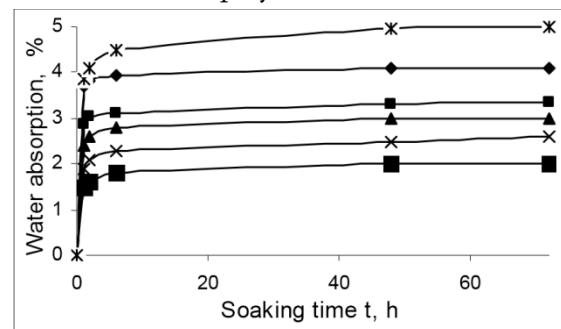


Fig. 3: Water absorption kinetics of poly blocks made of various PUF contents.

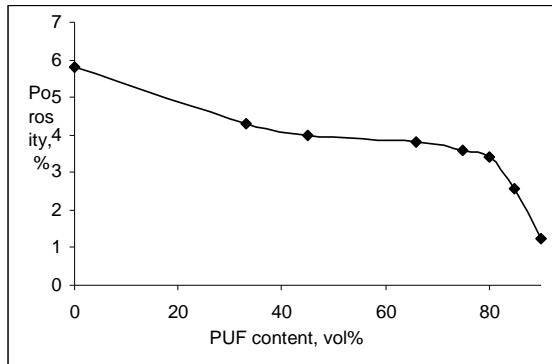


Fig. 4: Effect of PUF content on the porosity of the poly blocks

Fig. 3 shows the water absorption by poly blocks as a function of soaking time t for various PUF contents. As seen from the Fig.3, initially the water absorption rate is very fast for all compositions of the poly blocks and then it gradually attains an equilibrium value. The water uptake value increases with the poly bubble content and is a combined effect of the porosity and the composition of the poly blocks material.

The Fig. 4 shows that the addition of PUF reduces the porosity of poly blocks. It can be explained by the hydrophobic nature of PUF. About 33 to 90 vol% of the sample was occupied by the PUF which has low water absorption capacity and that result in the decrease in the porosity. The porosity decreases sharply at a concentration higher than 75 vol%.

V. CONCLUSION

The incorporation of polyurethane formaldehyde into the masonry poly blocks makes the material very light compared to HDPE modified concrete. PUF based poly blocks can respond to the many needs of current and future construction works where lightweight materials are recommended. The inclusion of recycled polymer materials however, decreases the compressive strength of the modified concrete and poly blocks. Moreover, due to have

some exclusive properties such as sound and heat insulation, and energy efficiency of the waste polymer materials, concrete/poly blocks modified with waste polymer possesses remarkable potential to be utilized as construction materials in Bangladesh.

Inclusion of the PUF reduces water absorption and porosity of the poly blocks. The compressive strength of the materials also decreases with the poly bubble content in the composition.

VI. ACKNOWLEDGEMENT

This study was supported by the Housing and Building Research Institute. The authors would like to acknowledge the experimental facilities provided by the Chemical Testing and Research Laboratory and the Physical Testing and Research laboratory.

VII. REFERENCE

- [1]. United Nations Environment Program (2009), Converting waste Plastics into a resource, Industry and Economics International Environmental Technology Centre, Osaka/Shi, 1-69.
- [2]. Waste Concern Consultant (2006), Report on composition of plastic waste and market assessment of the plastic recycling sector in Dhaka city, 1-79.
- [3]. Rebeiz, K.S., Serhal, S.P. and Fowler, D.W. (1994), Structural behavior of polymer concrete beams using recycled plastic, *J. Mater. Civ. Eng.* 6(1):150-165.
- [4]. Al-Manaseer, A.A. and Dalal, T.R. (1997), Concrete containing plastic aggregates, *J. Concr. Int.* 19(8): 47-52
- [5]. Soroushian, P., Plasencia, J. and Ravanbakhsh, S. (2003), Assessment of reinforcing effects of recycled plastic and paper in concrete, *ACI Mater. J.* 100(3):2003-2007

- [6]. Elzafraney, M., Soroushian, P. and Deru, M. (2005), Development of energy-efficient concrete buildings using recycled plastic aggregates, *J. Archit. Eng.* 122-130
- [7]. Kumar, K.B.V., and Prakash, P. (2006). Use of waste plastic in cement concrete pavement, *Adv. Mater. Res. J.* 15:1-21.
- [8]. Ruzaidi, C.M., Norazian, M.N., Kamarudin, H. and Tarmizi, M. (2007), Strength of lightweight concrete with different percentage of modified polystyrene (MPS) aggregate, *Proceedings of the International Conference on Sustainable Materials-ICoSM*, Penang, Malaysia
- [9]. Batayneh, M., Marie, I. and Asi, I. (2007), Use of selected waste materials in concrete mixes, *J. Waste Manage.* 27:1870-1876
- [10]. Kumar, M., Dev, S.G. and Yadav, I.S. (2008), Laboratory Investigations of the properties of concrete containing recycled Plastic aggregates, *M.Sc.Engg. thesis*, Civil Engineering Department, Thapar University, Patiala, India.
- [11]. Siddique, R., Khatib, J. and Kaur, I. (2008), Use of recycled plastic in concrete: A review, *J. Waste Manage.* 28:1835-1852